








LCTS (2019-2020) and Empty Homes Survey

Appendix 2 - Survey trends 2018/19 versus 2019/20 schemes

A comparison is made between the results of the consultation run in 2017 for the 2018/19 scheme and that run in 2018 for the 2019/20 scheme. A direct correlation of any responses is only reported here where the same question was asked in both surveys.

Overall submissions	Result (percentage)	Result (percentage)	Trend
	2018/19 scheme	2019/20 scheme and trend	
Total number of paper submissions:	(98.19%)	(99.01%)	
Total number of web submissions:	(1.81%)	(0.99%)	
Total number of submissions:	(100%)	(100%)	

Headline question		Result counts (percentage)	
<p>Q3a The Government has said pensioners on low income must be given full protection from the implications of this scheme. Uttlesford's current scheme also protects disabled people on a low income and carers on a low income.</p> <p>Do you agree with this?</p>	<p>Yes (94.66%)</p> <p>No (5.34%)</p>	<p>Yes (94.50%)</p> <p>No (5.50%)</p>	 
<p>Q3b For each 2.5% of increase the LCTS recipient(s) will need to pay, on average, an additional £38 of Council Tax each year. The cost to the council of keeping the rate at 12.5% would be approximately £204,000. For each 2.5% increase recipients have to pay, the cost of the scheme for the council would reduce by approximately £3,958. Should the council keep the rate at 12.5%?</p>	<p>Yes (71.6%)</p> <p>No (28.1%)</p>	<p>Yes (68.09%)</p> <p>No (31.91%)</p>	 

Q3c Should the council increase the premium on properties that have been empty and unfurnished for 2 years or more to 100% of the council tax?	(This question was not included in the Local Council Tax Support Scheme Survey for 2018-2019)	Yes (83.59% No (16.41%)	